

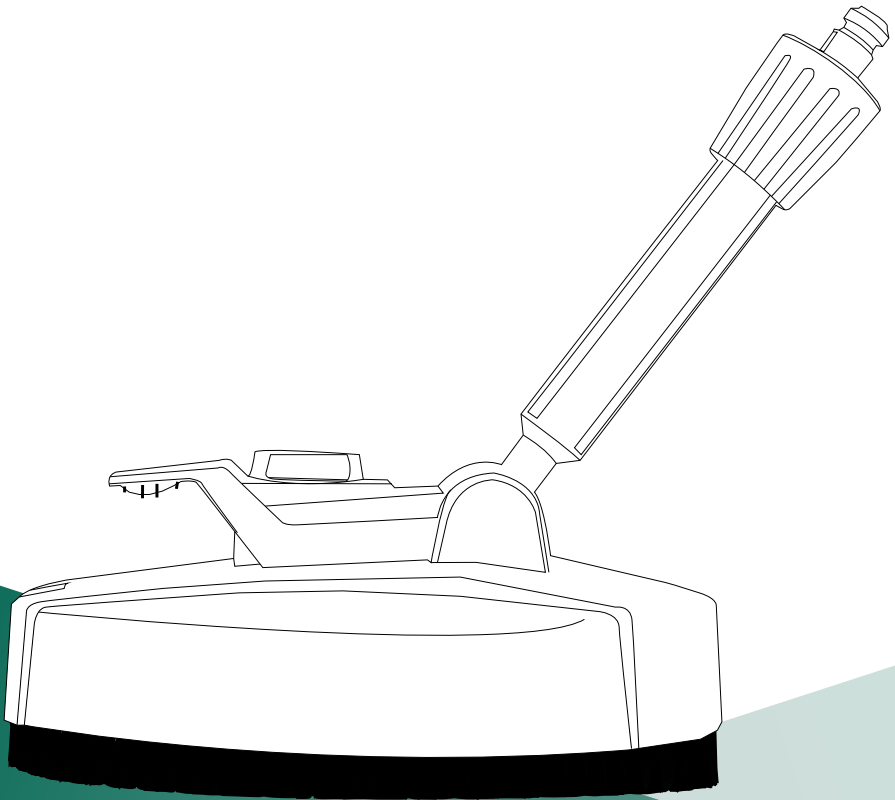
Gerni

MID PATIO CLEANER

SUITABLE FOR USE WITH ALL GERNI MACHINES
WITH A PRESSURE RATING UP TO 2320 PSI

INSTRUCTIONS

Get fast, yet gentle cleaning, ideal for decks, patios, paths & paver's with no splash back or over-spray. It features a Power Control setting that regulates the cleaning power so you can use it on both hard and softer surfaces.



2
YEAR
WARRANTY

Gerni 1-23 LETCON DRIVE, BANGHOLME, VICTORIA, AUSTRALIA 3175.

GACC-MPC

SAFETY

WARNING!

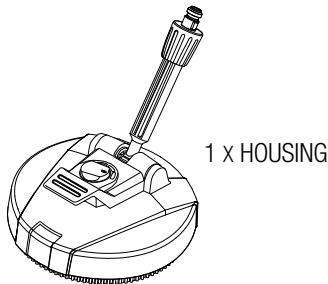
- Do not use with Gerni machines with a pressure rating that exceeds 2320psi.
- Read the Gerni high pressure washer manual for full warnings and instructions before use.
- Do not put your hand or any other parts of your body under the housing when the patio cleaner is operating.
- Do not run over free standing corners.
- As high pressure can harm a delicate surface, it is recommended to test on a small area to see if the surface can stand the high pressure.

ASSEMBLY



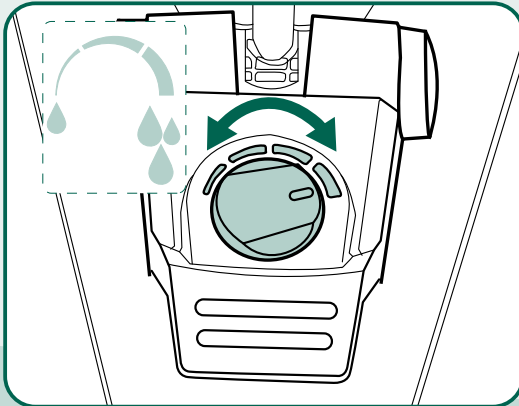
WARNING! Ensure the tool is turned off and disconnected from the power supply before performing any of the following operations.

COMPONENTS



B

POWER REGULATOR



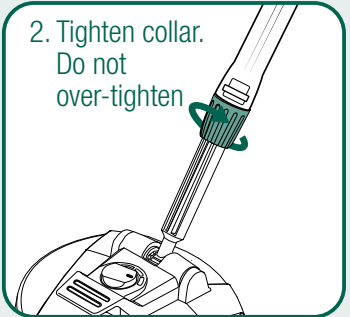
A

PREPARATION

1. Attach to your Gerni Spray Handle.



2. Tighten collar. Do not over-tighten



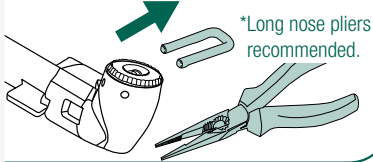
CARE & CLEANING



WARNING! Ensure the tool is turned off and disconnected from the power supply before performing any of the following operations.

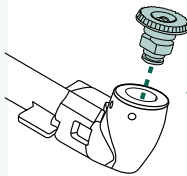
Remove the clip*.

1




Pull out the nozzle.

2



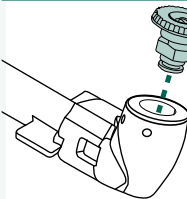
Clean the nozzle.

3



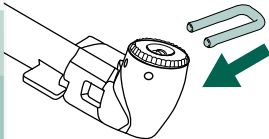
Reinsert the Nozzle.

4



Reinsert the clip*.

5



DISPOSAL ADVICE

POWER TOOL

Power tools that are no longer usable should not be disposed of with household waste but in an environmentally friendly way. Please recycle where facilities exist. Check with your local council authority for recycling advice.



PACKAGING

Recycling packaging reduces the need for landfill and raw materials. Reuse of recycled material decreases pollution in the environment. Please recycle packaging where facilities exist. Check with your local council authority for recycling advice.



NEED HELP?



www.gerni.com.au



customerservice@gerni.com.au



AUS 1300 162 689
NZ 0800 700 124

WARRANTY

GERNI Warranty Process

Our goods come with guarantees that cannot be excluded under Australian Consumer Law. You are entitled to a replacement or refund for a major failure and for compensation for any other reasonably foreseeable loss or damage. You are also entitled to have the goods repaired or replaced if the goods fail to be of acceptable quality and the failure does not amount to a major failure.

GERNI – 1-23 Letcon Drive, Bangholme, Victoria, Australia 3175 provides the following warranty in relation to your Gerni Pressure Washer machine.

DOMESTIC WARRANTY

Definition; A machine purchased for domestic household use.

Gerni warrants that, subject to the exclusions and limitations below, the product will be free from defects in the materials and workmanship for the duration of the warranty period from the date of purchase.

2 YEAR STANDARD WARRANTY

Machines & accessories included are as follows: **Gerni 3300***, **3600***, **5000***, **9000**

*Subject to an additional 3 year extended warranty with online registration at www.gerni.com.au

5 YEAR STANDARD WARRANTY

Machines included are as follows: **Gerni 5300***, **7000***, **7300***

*Subject to an additional 2 year extended warranty with online registration at www.gerni.com.au

2 YEAR STANDARD WARRANTY

All Gerni accessories are subject to a 2 year standard warranty, to qualify for an exchange of your product you must have proof of purchase*.

*Extended warranty is not applicable to Gerni accessories, only pressure washer machines.

GERNI Warranty Claims

Equipment defects covered by the warranty will be repaired or replaced by one of our Authorised agents within the Gerni organisation. **Find your local service agent here: www.gerni.com.au**

- If a fault occurs, the user must first take their pressure washer machine to the closest Gerni Authorised Agent to be diagnosed for fault. It is important that you have the pressure washer serial number accompanied with your proof of purchase receipt and a copy of your Gerni online-registration certificate to ensure your pressure washer is covered under warranty.
- If a fault is diagnosed and your machines is inside stated warranty period, then your machine will be repaired or replaced at no cost. If your machine is diagnosed faulty but your machine has fallen outside the stated warranty period, the cost of diagnosis or repair will be covered by the user.

Exclusions:

- The product has been modified, repaired, or serviced by someone other than a Gerni authorised service centre.
- The product has been used other than for the purpose to which it is designed.
- The product has been exposed to user abuse such as knocks, bumps and extreme temperatures conditions.